








The Truth behind the CAP: **13 reasons** for green reform



The CAP & Wildlife

Wildlife

Farmland covers almost half of the EU¹ and plays a key role in providing habitats for wildlife. Biodiversity has evolved around farming for centuries, with traditional agricultural practices providing crucial breeding habitats and feeding sites. Some species, such as the barn swallow², white stork³ and the larks⁴ have become virtually dependent on appropriately managed farmland⁵.

However, the focus on increasing production in the past 50 years - partly driven by the Common Agricultural Policy (CAP) - has caused a shift to large scale, specialised and high-input/output systems. This shift has led to the loss and degradation of many important habitats and the increasing isolation of remaining habitat fragments. This loss is responsible for widespread biodiversity decline across the EU⁶, with documented negative impacts on farmland birds, mammals, invertebrates and arable plants.

In new EU Member States, relatively healthy populations of plants and animals still exist due to the retention of many High Nature Value farming systems. However, this form of farming is under threat from intensification, non-agriculture development and abandonment. As the market does not reward biodiversity, public intervention is required to support farmers to farm with the needs of wildlife in mind.



© Thomas McDonnell

Facts & figures

- In 2010, the EU failed to meet its target of halting biodiversity decline in Europe. EU leaders have agreed a new 2020 target with agriculture identified as a key area for action⁷.
- Farmland bird populations across the EU declined by 49% between 1980 and 2008⁸.
- Due to significant and widespread changes in farming practices in the 20th century, seven species of arable plants are considered extinct in Britain and a further 54 are threatened⁹.
- Roughly 25% of the EU's terrestrial network of protected Natura 2000 sites is farmland¹⁰ and requires appropriate agricultural activity¹¹.
- Only 7% of agricultural habitat types in Natura 2000 sites are in favourable condition, compared to 21% of other – non agriculture – habitat types¹².
- Losses of grassland butterflies and other pollinators have been particularly severe. The European grassland butterfly indicator shows a decline of some 70% since 1990¹³.

Recommendation

The CAP needs profound change to support the kinds of farming Europe needs in the 21st century. Public money must support public goods. Taxpayers must see real value for the billions they invest in the CAP. Those who farm sustainably must be effectively supported while those who harm the environment should receive no public money.

If politicians are serious about saving wildlife biodiversity they must support a fundamental CAP reform now.



The CAP & Wildlife

pic1: © Jackie Cooper (rsrb-images.com) pic2: © Vincent Brassinne

Farmers stopping extinction- the aquatic warbler in Poland

The aquatic warbler is the rarest migratory songbird found in mainland Europe. Once widespread in fen mires and wet meadows, the aquatic warbler has disappeared from most of its former range due to drainage of its habitats. Poland boasts magnificent natural areas like the Biebrza Marshes and High Nature Value farmland across large parts of the country. This results in a high diversity of farmland birds, including 25% of the total world population of aquatic warblers.

Supported by an EU LIFE Nature grant which started in 2005, the BirdLife Partner in Poland (OTOP) has undertaken a comprehensive conservation programme for the aquatic warbler. The programme, which covers 42,000 hectares, has helped farmers to restore the species' sensitive mire habitat.

Well designed and targeted CAP measures (such as agri-environment schemes) can also be used to deliver wildlife benefit with wider rural development but 'best-practice' schemes are few and far between across the EU.



© Gerald Dobler



The common hamster brought back in the Netherlands¹⁵

Once widespread across Western Europe, the common hamster became extinct in the Netherlands in 2002. Conservationists trapped the last 15 and took them into a captive breeding programme to try to save the population. A number of hamsters were reintroduced later in 2002, and agri-environment scheme trials began to make the environment more hamster-friendly.

ding of hamster requirements increased, management prescriptions could be changed accordingly. Currently, the schemes are in place in especially designated areas and require delayed mowing and restricted harvesting, provide food and cover in summer until hibernation.

The first agri-environment attempts were not at all successful as the management contracts appeared to be too complicated and unpopular with farmers. As understand-

ing of hamster requirements increased, management prescriptions could be changed accordingly. Currently, the schemes are in place in especially designated areas and require delayed mowing and restricted harvesting, provide food and cover in summer until hibernation.



© Lutz Bockelmann



Distorted subsidies work against public goods in Olive groves¹⁴

Olive groves represent one of the iconic landscapes of the Mediterranean. In traditionally managed groves, biodiversity tends to be high as structural diversity (trees, natural vegetation, dry-stone walls, etc.) provides a variety of habitats. The low use of pesticides allows rich flora and insect fauna to flourish; they in turn can support a high diversity of wildlife.

This led to the large-scale destruction of biodiversity rich olive groves, often featuring ancient trees, and their replacement with intensively managed, highly irrigated systems.

However, in recent decades many groves have undergone rapid land use change through intensification, heavily subsidised by the CAP.

Although production-linked subsidies have been phased out of the CAP and ancient olive trees can now only be cut with permission, many of these valuable natural assets are in a state of neglect across the EU because the non-market benefits of traditional groves are not recognised nor rewarded.



© Andy Hay (rsrb-images.com)

Prepared by:



The CAP & Climate Change

Climate Change

Agriculture is one of the most climate-dependant human activities as it is very sensitive to climatic variations and has to permanently adapt to changes. Climate change will increasingly impact European agriculture as temperatures warm up and extreme weather events increase.

However, agriculture is not only a victim of climate change, it is also a major contributor to greenhouse gas (GHG) emissions. Agriculture is among the first emitters of the potent greenhouse gases, methane and nitrous oxide, mainly through digestive processes in livestock, manure and the fertilisation of soils. Agricultural soils and vegetation also store carbon which is emitted into the atmosphere as CO₂ due to land use changes and certain management actions (conversion of permanent to arable pastures etc.).

The dominant resource-intensive monoculture model of agriculture, highly dependent on agro-chemicals, is a significant contributor to GHG emissions. Moving towards an environmentally sustainable agriculture industry which reduces the use of synthetic nitrogen fertilisers, builds soil fertility and increases soil carbon content and water-holding capacity (e.g embracing crop rotations and organic fertilising methods) will help both mitigation and adaptation to the changing climate.



Facts & figures

- Agriculture is responsible for 9.6% of EU GHG emissions, including 75% of the EU's nitrous oxide (N₂O) emissions from fertiliser applications and 49% of the EU's methane (CH₄) emissions¹.
- Globally, agricultural N₂O emissions are projected to increase by 35-60% up to 2030 due to increased synthetic nitrogen fertiliser use². Global livestock-related methane emissions are expected to increase by 60% up to 2030.
- Emissions from fertiliser production (as opposed to application) are not included in the statistics on farming-related emissions but are considered industrial emissions. They are however a key part of the GHG footprint of EU agriculture. Synthetic fertiliser production and distribution is responsible for 0.6-1.2% of total global GHG emissions³. In Europe, the N₂O emission from nitric acid production (a fertiliser precursor) represents 11% of the total GHG emissions from industrial processes (in EU-15)⁴.

Recommendation

The CAP needs profound change to support the kinds of farming Europe needs in the 21st century. Public money must support public goods. Taxpayers must see real value for the billions they invest in the CAP. Those who farm sustainably must be effectively supported while those who harm the environment should receive no public money.

If politicians are serious about decreasing Europe's GHG emissions they must support a fundamental CAP reform now.



The CAP & Climate Change

pic1: © Adam Cohn, Creative Commons, pic2: © Dru! Creative Commons

Preventing and reversing degradation of peatlands and peat soils

Peatlands and peat soils store vast amounts of carbon and are so-called “carbon hotspots” – a top priority for climate change mitigation⁵. Degradation of peatlands leads to the release of carbon and many peatlands are currently net sources of GHGs, often due to degradation or inappropriate management such as drainage and cultivation⁶.

Restoring peatlands, by halting and reversing processes that lead to degradation, has the potential to cost-effectively reduce emissions and eventually turn them into carbon sinks.

Often, restored peatlands can be kept in agricultural use, such as by allowing some extensive grazing.

Peatlands provide a number of crucial but often undervalued ecosystem services. For example, their capacity to filtrate pollutants is beneficial for water quality and peatlands are important habitats for wildlife⁷. Most experts agree that protecting and restoring peatlands is a ‘no-regret’ option for climate change mitigation.



© Colin Campbell, Creative Commons




Reductions in livestock production and a move to extensive systems

A report by the Food and Agriculture Organisation puts livestock-related GHG emissions as high as 18% of the world total¹⁰, while in Europe, meat and dairy products contribute about half the food GHG burden¹¹.

However, extensive livestock farming provides valuable benefits in addition to food production. Low input, semi-natural grasslands associated with extensive grazing store higher densities of carbon and produce less nitrous oxide than intensively-managed grasslands¹², while the lower stocking densities also result in less methane

production. They also provide a range of other ecosystem services such as flood and fire prevention, and many important habitats and species are dependent on low intensity grazing.

At the same time the CAP should also include policy measures aimed at conveying a shift in the current EU consumption patterns, i.e. to consume less, in order to accompany the reduction in livestock products linked to the adoption of more extensive systems. These measures can be accompanied by health initiatives.



© David Groth, Creative Commons



© Tibitha Kaylee Hawk, Creative Commons

Indirect impacts of soy cultivation for livestock feed

Many studies examining GHG emissions from different agricultural systems have been flawed because they have not considered the full environmental footprint. For example, soy cultivation for livestock feed is a key driver of deforestation overseas, itself a major contributor to climate change.

The EU accounts for a third of Brazil's soy animal feed exports, mostly for use in the pig, poultry and dairy industries⁸. However, the indirect impacts associated with feeding soy are rarely accounted for when comparing greenhouse gas

emissions from systems. The indirect emissions from land-use change driven by agriculture are very significant - when these carbon losses are included, agriculture could be responsible for nearly a third of all anthropogenic GHG emissions⁹.

Some mitigation measures proposed by the industry (e.g. more intensive livestock systems requiring high inputs of cereals and proteins) could actually lead to an increase in emissions, while also being extremely damaging to biodiversity.

Prepared by:



The CAP & Functional Biodiversity

Functional Biodiversity

Agro-ecosystems, biodiversity and the natural environment perform services that are critical for food production. Permanent grasslands, fallow areas and landscape features such as hedgerows, tree lines and wetlands provide valuable functions like water storage and filtration, nutrient cycling or soil protection¹. In addition, they provide habitats for biodiversity which in turn provide agronomic services such as pollination, pest control through 'beneficial' insects and nutrient cycling and soil formation through living organisms in soil.

However, the ability of the natural environment to provide eco-system services on farmland has been seriously undermined by rapid changes to the farming practice across Europe, driven in part by the CAP. A shift to intensive, specialised and high-input/output systems has led to the loss of many habitats and landscape features, natural resource degradation and functional biodiversity decline.

Despite the clear value of ecosystem services provided by functional biodiversity and the natural environment, the market currently fails to reward those who properly manage the land. Policy intervention is therefore required to ensure farmers manage their land in ways which protect ecosystem service delivery.



Facts & figures

- At least 56% of European crop production depends on, or benefits from, insect pollination².
- For crops destined for direct human consumption, the annual economic value of insect pollination is estimated at €14.2 billion within the EU25 and €153 billion worldwide. The value for all crops is likely to be far higher³.
- The EU Directive 2009/128/EC on the sustainable use of pesticides obliges EU farmers to apply Integrated Pest Management (IPM) from 2014. The protection and proactive use of natural predators (biological control) form an integral part of IPM.
- Each adult ladybird beetle will eat up to 5,000 Aphids in its 1-year lifespan⁴.
- 90% of pests are prevented by the ecosystem service biological control⁵.
- Services provided by soil organisms underpin soil stability and fertility. The costs of soil mismanagement are estimated at more than €1 trillion a year worldwide⁶.

Recommendation

The CAP needs profound change to support the kinds of farming Europe needs in the 21st century. Public money must support public goods. Taxpayers must see real value for the billions they invest in the CAP. Those who farm sustainably must be effectively supported while those who harm the environment should receive no public money.

If politicians are serious about protecting functional biodiversity and ecosystem services they must support a fundamental CAP reform now.



The CAP & Functional Biodiversity

Environmental set-aside: a refuge for functional biodiversity

Hedges, small woods, ponds, etc. are very useful to help survival and enhancement of beneficial organisms (predators, pollinators)⁷.

In the 1992 CAP reform, set-aside was made mandatory for production purposes but this measure became a *de facto* form of ecological infrastructure. This resulted in different types of fallow⁸. While the extent of environmental delivery, and the species most positively affected, depend greatly on the nature, position, scale and management of fallow land, numerous studies show that

EU set-aside and similar fallows created by short-term land abandonment, has provided biodiversity benefits and has helped to reduce diffuse pollution and soil erosion⁹.

After the abolishment of set-aside, a few European Member States offered farmers an option to apply for funded agri-environment schemes to be rewarded for establishing and maintaining such ecological infrastructures for 5-10 years and more. Nonetheless, a lot of the valuable ecological infrastructure was lost¹⁰.



© Mitch, Creative commons

Organic farming delivers clear benefits

In 2000, the Research Institute of Organic Agriculture released its findings from a 21-year long study¹¹ comparing organic and conventionally managed arable fields.

The study revealed that the density of arthropods was almost twice as high on organic fields which can be explained by both richer weed flora on organic fields and a lack of prey species on conventional fields. Organically managed soils also contained 30-40% more earthworms which are extremely important for enhancing soil fertility and structure.

While the CAP does provide some support for organic farming in Europe, this is limited to 2nd Pillar agri-environment schemes which receive a very small share of the overall budget. Due to the necessity of national co-financing, support is insufficient in some Member States. A better targeted organic basic premium with the possibility of organic top ups under the 2nd Pillar for special crops and features would be more helpful.



© Eric Begin



Inadequate support for biological control

The targeted use of specialist insect species to tackle pests is relatively uncommon in EU agriculture as most farmers tend to use pesticide applications. However, biological control is slowly spreading and, for instance, the release of the egg parasitoid wasp¹² to control the European Corn Borer¹³ is an accepted method for maize¹⁴.

The wasps (at a rate of 200, 000 per hectare) are usually distributed and released as parasitised eggs. In the field, hatched adult wasps lay their eggs into the Corn Borer eggs where

the developing wasp larvae destroy them. To achieve sufficient results, release is repeated twice.

The European Commission¹⁵ has highlighted the importance of informing farmers about alternative methods of pest control, particularly in the run up to 2014 when they will have to apply IPM. There is a clear role for the CAP's Farm Advisory System financed under the 2nd Pillar to help farmers better understand more sustainable and environmentally friendly forms of pest control.



© Mr. Greenjeans

The CAP & Food Consumption

Food Consumption

Europeans are consuming and often over-consuming increasing amounts of pre-processed foods high in sugar, salt, trans- and saturated fats and foods of animal origin. Substantial portions of our food also end up as waste, both at consumer level and along the food chain. This means that the European food system has a far bigger environmental footprint than necessary.

Current EU food consumption levels do not only have significant impacts on the environment but also cause serious health effects, such as obesity, cardiovascular diseases, metabolic disorder, cancer and diabetes¹.

Traditional approaches focus on individual behaviour as the problem and seek to change it. However, behavioural change depends on a sequence of changes: changes in information, attitudes, motivation, skills and resources, access and availability, social norms and cultural expectations. Purchases are strongly influenced by what is available, by price, by past experience and by marketing messages.

Public policies can play a significant role in stimulating, informing and empowering citizens and by ensuring sustainable production methods. While the rhetoric around the CAP emphasises good, healthy and secure food, in reality the CAP is not doing enough to promote healthy and sustainable food.



Facts & figures

- Around 33% of a household's total environmental impact in the EU is related to food and drink consumption².
- The main threat to maintaining progress in human development comes from unsustainable production and food consumption patterns³.
- The number of overweight people worldwide has surpassed the number of malnourished people⁴.
- Meat consumption in Europe is twice the world average; for dairy produce it is even three times. The total per-capita protein consumption (including vegetable sources) is about 70% higher than recommended⁵.
- The production of 1 kg wheat requires 1,300 litres of water versus 3,300l for 1 kg of eggs, 3,400l for 1 kg of broken rice and 15,500l for 1kg of beef⁶.
- Approximately 90 million tonnes of food, or around 179kg/per person per year, is wasted annually in the EU-27⁷.
- 30-80% of adults in Europe are overweight or obese, causing 2-8% of health costs and 10-13% of deaths in different parts of Europe⁸.

Recommendation

The CAP needs profound change to support the kinds of farming Europe needs in the 21st century. Public money must support public goods. Taxpayers must see real value for the billions they invest in the CAP. Those who farm sustainably must be effectively supported while those who harm the environment should receive no public money.

If politicians are serious about sustainable and healthy food consumption they must support a fundamental CAP reform now.



The CAP & Food Consumption

pic1: © Troy B. Thompson, pic2: © Pietro Columba

Promoting reduced meat consumption

The livestock sector is responsible for the bulk of environmental impacts from farming, with nearly 33% of the earth's land now dedicated to feeding livestock. Increasing meat and dairy production is probably the biggest single cause of biodiversity loss⁹ and livestock is estimated to account for 18% of global GHG emissions¹⁰.

With world demand for meat and milk expected to double by 2050¹¹, changing consumption patterns is critical if these dire impacts are to be reduced. Excessive consumption of livestock products is

also a major public health problem in the developed world and is becoming an issue in many developing countries.

However, government campaigns that promote healthy eating habits can be effective¹². Germany's federal environment agency had issued an advisory that people should reserve eating meat for special occasions¹³ and the Belgian city of Ghent is trying to convince citizens and restaurants to be vegetarian for at least one day per week by calling for Thursday 'Veggie day'¹⁴.



© Natasha C Dunn

Information campaigns driven from the bottom up in Germany and the UK

In order to change consumption patterns, it is necessary for more sustainably produced food to be available and information (or labelling) campaigns should be set up to allow concerned consumers make informed choices.

Many private initiatives have been taken to ensure information comes to light. For example, since the popular Jamie Oliver television series "Jamie's School Dinners" and the launch of the "Feed Me Better campaign" in 2005, both the UK Government and the

British public have come to understand that food plays a vital role in children's education¹⁵.

In May 2006, the Community initiative of the Tollwood Festival and the Department of Health and Environment of the City of Munich started the pilot project "Bio für Kinder" (Bio for Kids). The goal of the project is to support Munich's child care facilities in the conversion to 100% organic food. They want to show together with committed entrepreneurs that "Bio for Kids" is feasible and affordable¹⁶.



© Ingrid S. Raberg



© Damon Taylor, waste

Production of waste in the UK

It is estimated that 8.3 million tonnes of food and drink waste per year is generated by households in the UK. This is the equivalent to 330kg per year for each household in the UK, or just over 6kg per household per week¹⁷. The amount of food (including liquid and solid foods but excluding drink) wasted per year is 25% of that purchased (by weight).

The GHG emissions associated with avoidable food and drink waste is the equivalent of approximately 20 million tonnes of carbon dioxide per year, so reducing this waste has important climate change implications.

In addition, more than two-thirds of packaging waste is related to the consumption of food. The move towards purchase of pre-prepared and convenience food has resulted in large increases in the amount of packaging waste - on average more than 160kg per person per year in the EU-15¹⁸.

Policy should ensure the pricing of products takes into account their external and often harmful impacts in order to give the right signals to consumers.

Prepared by:



The CAP & Genetic Resources

Genetic Resources

Agro-biodiversity deals with the variety of breeds and cultivated animal and plant species used by farmers for food, pharmaceutical and technical purposes. Genetic resources of both wild and domestic origin are crucial in order to be able to adapt to environmental changes.

However, during the past hundred years or so we have seen a steady decline in the amount of diversity found on farms with a trend towards the use of monocultures.

The food industry has driven the reduction of genetic diversity by prioritising productivity, efficiency and aesthetics, and disregarding other possibly important parameters such as nutritional value, ecosystem services delivered by a particular species and resistance to negative environmental effects.

By shrinking the genetic base of our food we are potentially weakening ecosystem resilience and increasing the vulnerability of our food systems to environmental challenges such as pests and diseases. Maintaining a 'bank' of genetic resources which current and future agricultural scientists can access is therefore extremely important.




Facts & figures

- Since the 1900s, about 75% of plant genetic diversity has been lost¹.
- 30% of livestock breeds are at risk of extinction with six breeds lost each month².
- Today, 75% of the world's food is generated from only 12 plant and five animal species³.
- Of the 4% of the 250,000 to 300,000 known edible plant species, only 150 to 200 are used by humans. Three - rice, maize and wheat - represent nearly 60% of calories and proteins obtained by humans from plants⁴.
- The top four seed firms control 56% of the global proprietary (e.g. brand-name) seed market⁵.
- The EU is signatory to the International Treaty on Plant Genetic Resources for Food and Agriculture which has as its objectives the conservation and sustainable use of plant genetic resources for food and agriculture and the fair and equitable sharing of the benefits arising from their use.

Recommendation

The CAP needs profound change to support farming systems Europe needs in the 21st century. Public money must support public goods. Taxpayers must see real value for the billions they invest in the CAP. Those who farm sustainably, including broad genetic diversity, must be effectively supported while those who harm the environment should receive no public money.

If politicians are serious about more sustainable agriculture they must support a fundamental CAP reform now.



The CAP & Genetic Resources

pic1: © Dorota Metera of Bioexpert, pic2: © Ian Britton

Community programme on promoting genetic diversity⁶

The Council Regulation (EC) No 870/2004⁷ established a Community programme which aims at promoting genetic diversity and the exchange of information including close coordination between Member States and the European Commission for the conservation and sustainable use of genetic resources in agriculture.

It facilitates coordination of international initiatives on genetic resources, in particular within the Convention on Biological Diversity, the International Treaty on Plant Genetic Resources for Food and Agriculture and the FAO's Global Plan of Action for the Conservation and Sustainable Utilisation

of Plant Genetic Resources for Food and Agriculture.

The budget allocated for this complements the actions co-funded under the Rural Development Regulation. Currently 17 actions are co-funded and have a maximum duration of four years.

These types of programmes are a first step towards the preservation of our genetic diversity in the EU but they should be more open to informal and small initiatives in order to help maintaining in situ banks of genetic resources.



© Pa. Allen

Genetic diversity in Italian Rural Development Programmes⁸

Under the CAP's Rural Development Policy, Member States can offer agri-environment support for the rearing of local livestock breeds which are at risk of extinction and for the preservation of plant genetic resources which are adapted to local conditions and are at risk of genetic erosion.

In Italy, a number of regions have introduced these measures within their Rural Development Programmes. In Emilia Romagna, the "Mora Romagnola" (a breed of pig from that region) has been saved from extinction through CAP support and the local population has grown from 10 animals in 1997 to 600. Similar success has also taken place in the Piemonte Region, where the "sempione" goat has been saved⁹.



© Carly Lesser & Art Drauglis



Poor support for multi-species orchards in Poland¹⁰

For many years, Poland's farmers kept small orchards behind their houses, which provided them with a steady supply of fruit throughout the year: cherries and plums in the summer, pears and apples in autumn and walnuts in the winter. The trees, between 40 and 60 years old, are of diverse (some even forgotten) varieties, and have survived the communist years and intensification of agriculture. They are naturally highly-resistant to pests and diseases, require no spraying of pesticides and are highly valuable as a habitat for many species.

In 2009, the Polish Ministry for Agriculture and Rural Development introduced agri-environment schemes for organic orchards.

The scheme pays a total of €400 per hectare orchards of one species but only €200 per hectare is paid for mixed-species orchards. This measure effectively punishes farmers for keeping a diverse set of fruit trees which help preserve agro-biodiversity.

The CAP & Organic Agriculture

Organic Agriculture

Organic farming is able to produce wide-ranging benefits for the environment. Organic farming systems grow healthy plants without the use of synthetic fertiliser or agro-chemicals. By favouring mixed farming and enriched crop rotations, organic farming often displays greater habitat diversity than conventional systems and supports a greater range of wildlife. In general, soils are less compacted and more stable, thereby storing more carbon, less prone to erosion and more able to retain water.

Although organic farming is popular with many European consumers, its price can be a barrier. Whilst some of this is due to certification costs and higher labour demands, organic produce is also made more expensive as the negative outcomes of certain conventional practices - such as the cost of tackling nitrogen fertiliser pollution - are not reflected in the price of food.

Due to the market failure to reward the delivery of environmentally friendly public goods and to penalise many negative environmental effects from conventional farming, there is a clear case for intervention to support organic farming practices. There is also a need to encourage conventional farming to adopt more sustainable methods, which may include practices viewed as 'organic' such as wider crop rotation and the use of nitrogen fixing plants.



Facts & figures

- In 2009, organic farming accounted for 4.7% of agricultural land across the EU27. This area is steadily growing. The area under organic management differs considerably between Member States, from 18.5% in Austria to less than 2.46% in France¹.
- Nitrogen leaching from organic fields is up to 57% lower compared to conventional fields².
- Soil carbon sequestration rates on organically-managed arable land can range from 200kg to 2,000kg of carbon per hectare per year more than conventional farming³.
- Organic management benefits a wide range of species with farms often having more diversity and larger populations than conventional farms⁴.
- Organic farming practices in Umbria, Italy helped reduce soil erosion by an average of 6.8 t/ha/yr⁵.
- The organic industry is one of the fastest-growing sectors of the food industry in the EU⁶.

Recommendation

The CAP needs profound change to support the kinds of farming Europe needs in the 21st century. Public money must support public goods. Taxpayers must see real value for the billions they invest in the CAP. Those who farm sustainably must be effectively supported while those who consistently harm the environment should receive no public money.

If politicians are serious about supporting more sustainable forms of farming, like organic farming, they must support a fundamental CAP reform now.



The CAP & Organic Agriculture

pic1: © Lakenvelder, Creative Commons (Flickr) pic2: © Suzette Pauwels, Creative Commons (Flickr)

Organic sheep farming in Wales

Lake Vyrnwy is an organic farm, owned by a water company and managed by the RSPB⁷ (BirdLife in the UK). The farm's sheep graze on heather, natural herbs and grasses on the hills, and are managed sensitively to benefit farmland bird populations. Their natural diet is said to improve the flavour of their meat and customers can buy this directly from the farm.

High in the Welsh hills, Lake Vyrnwy is also the source of water for the people of Liverpool, a major city in England. The pollution control

measures that have been implemented, combined with organic farming methods, ensure a strict protection of the quality of water in the surrounding environment. Agri-environment schemes have played a significant role in facilitating this positive land management.

The RSPB and Severn Trent Water are demonstrating that it is possible to run an efficient farm while benefiting local wildlife and people, and protecting an important source of drinking water.



© Jenna Hearty, Creative Commons

More wildlife on organic farms

In general, biodiversity is up to 50% higher on organically managed farms than on conventional farms⁸. Often, this can be directly linked to the rules which govern organic farming, such as the non-use of synthetic fertilisers and minimal use of pesticides.

However, other characteristics, common but not exclusive to organic farming, also play a major role such as lower livestock stocking densities; maintenance of hedges; field margins and other uncropped areas; encouragement of natural predators for

controlling pests, and the use of mixed crop and livestock systems rather than monocultures. It is the absence of these beneficial factors, often driven by the CAP, on many intensive, non-organic farms that has accounted for much of the wildlife declines in the EU in recent decades.

Organic farms should be explicitly rewarded for the higher levels of environmental benefits they provide and conventional farming should be encouraged to adopt more sustainable methods, which are often associated with organic farming.



© Andrew Hill, Creative Commons (Flickr)



© Amber Case, Creative Commons (Flickr)

Inconsistent support for organic farming across the EU

The European Action Plan for Organic Food and Farming⁹ recommends full use of the CAP's Rural Development programmes for the support of organic farming. However, the level of support for organic farming varies considerably. In Sweden, payments for arable land in 2009 counted up to €555 per hectare (for potatoes and vegetables; for grain the amount is €144/ha), while in England it is just €66/ha¹⁰.

In some Member States, intensively managed conventional agriculture receives more support than organic. In the Madrid autonomous region,

the substitution of irrigated arable crops with irrigated tree crops (often intensively managed olive groves) receive an annual Pillar 2 payment of almost €900/ha while irrigated organic arable crops receive less than €250/ha, despite the increased environmental benefits and complexity of commitments¹¹.

The EU has formally recognised the benefits of organic farming and the role CAP should play. However, there is a clear need for the policy to secure fair and consistent support measures across all Member States.

The CAP & Grasslands

Grasslands

Grasslands provide highly valued habitats and offer an enormous range of benefits. They support a huge range of biodiversity above and below surface level, act as barriers to forest fires, protect water resources and store carbon.

The environmental value of grasslands depends on where they are and how they are managed. Re-seeded, fertilised grasslands tend to be more productive but also pose more environmental problems, whereas semi-natural habitat, subject only to low levels of grazing and/or mowing, have higher environmental values.

Grazing animals can also contribute towards decreasing EU dependency on feed imports and reducing livestock's ecological footprint as grassland is a basis for sustainable milk and meat production (including being more beneficial for animal welfare).

The most biodiverse grasslands are threatened by a variety of changes in land use including conversion to arable farming, comprising energy crops; intensification of management; overgrazing; land abandonment; urban development, or afforestation.

Currently land managers are poorly rewarded through the CAP for continuing the extensive management of semi-natural grasslands.



Facts & figures

- Grasslands store around 34% of the global stock of carbon in terrestrial ecosystems while forests store approximately 39% and agro-ecosystems approximately 17%¹.
- Semi-natural grasslands are unique in harbouring numerous habitat types from Annex 1 of the Habitats Directive, ranging from hay meadows to wood pastures and heaths. Of the 200 habitats listed as Natura 2000 sites, over 40 are grassland types.
- A recent assessment shows that only 7% of Natura 2000 grasslands sites are in favourable condition².
- At least 1,320 endemic plants inhabit grasslands in Europe³.
- The European grassland butterfly indicator shows a 70% decline since 1990⁴.
- CORINE 2000 estimates that the extent of grassland (including moors, heaths, etc.) in the EU27 is approximately 100 M ha.
- FAO data suggest a 12.8% decrease in the area of grassland in Europe between 1990 and 2003⁵.

Recommendation

The CAP needs profound change to support the farming Europe needs in the 21st century. Public money must support public goods. Taxpayers must see the real value of the billions they invest in the CAP. Those who sustainably manage High Nature Value grasslands must receive a premium while those who harm the environment should receive no public money.

If politicians are serious about protecting grasslands and ecosystems, they must support a fundamental CAP reform now.



The CAP & Grasslands

pic1: © Andy Hay (rsrb-images.com) pic2: © Johan Tillet



Bioenergy production drives grassland destruction

Increased demand for energy crops is leading to the destruction of important grassland habitats in Germany⁶. Between 2003 and 2009, 226,000 ha of grassland were lost⁷.

It is estimated that at least a quarter of this is due to conversion to maize. Ironically, the destruction of grasslands not only destroys important sites for biodiversity, but the overall carbon balance becomes negative, particularly for wet grasslands.

In one incident in the upland area of the Eifel,

30 ha of lowland hay meadow and calcareous fen were partially destroyed in a Natura 2000 area. Because of this breach in cross-compliance, the farmer received a one-off 5% reduction to payments but was not required to restore the site.

CAP reform should ensure land managers are required to restore protected habitats if they destroy them. Moreover, incentives to produce energy crops where these lead to increases in emissions must be removed, both from the EU's and Member States' energy policy.



Excluding grasslands from CAP support increases threat of neglect

In Estonia, there is 1,124 M ha of agricultural land but around 25% is not registered to receive money under the Single Area Payments Scheme (SAPS). Traditional farming methods often involve animal grazing grasslands with high proportions of trees and bushes. These extensively grazed, wooded pastures are not compliant with SAPS rules.

In Bulgaria, approximately 1.6 M ha of farmland has been identified as being of High Nature Value, but just over 1 M ha is eligible for SAPS support.

The excluded land is typically semi-natural grassland in great danger of abandonment. The economic incentives for continuing traditional management are low. Given that these areas are productive in terms of public goods (i.e. biodiversity), funding must be available to allow and encourage their continuous management.

This should maintain income streams in areas otherwise at risk of depopulation and at risk of losing wildlife. Thus, eligibility criteria for support through the new CAP must include extensive farming systems.

A French example: a model for grassland support?

France has demonstrated how a relatively simple scheme could be used to better target direct payments. The agro-environmental grassland payments for farmers, PHAE 2 is a broad agri-environmental scheme that rewards farms maintaining a large proportion of grassland under low-intensity management.

The requirements of the scheme are:

- Between 50-75% of the UAA must be grassland;
- Stocking density 0.35-1.4 LU/ha;
- 20% of the surface maintained as biodiversity features;
- Fertiliser use has upper limit of 125 N/90

P/160 K kg/ha-1;

- Herbicide use not permitted.

The main problem is that these requirements reward maintenance of intensive, temporary grassland, not just semi-natural pasture. The amount of livestock in one area may be above the optimum level for biodiversity, and fertiliser use can remain high.

However, with some tweaks to the rules - e.g. the introduction of scaled payments depending on intensity of use - such a system funded through Pillar 1 of the CAP could incentivise the maintenance and better management of grasslands across the EU.



The CAP & High Nature Value farming

High Nature Value farming

Farming in Europe ranges from some of the most intensive production systems in the world to very low-intensity, more traditional land uses, usually on poorer land. The concept of "High Nature Value farming" (HNV) developed from a recognition that the conservation of biodiversity in Europe depends on the continuation of low-intensity farming across large areas of the countryside¹. HNV systems maintain Europe's most characteristic landscapes that are often the basis for thriving tourism industries and produce many of Europe's traditional regional speciality foods.

In contrast to intensive use of the land where opportunities for wildlife are reduced, in HNV systems the productive land itself supports a range of wildlife species, especially when it includes a high proportion of semi-natural² vegetation. HNV farmers face enormous challenges to the socio-economic viability of their farms³. This often leads to abandonment or intensification of the land. In these processes, the quality of grasslands diminishes, scrub invades grasslands and pollinators lose their food plants and habitats, posing threats to many species and ecosystem services.



Facts & figures

- Estimates suggest that over 30% of farmland in the EU may be HNV. In some countries the figure is over 50%⁴.
- The majority of HNV farmland is found on naturally less productive land⁵.
- Many species of conservation concern, such as chough⁶, great bustard⁷, pin tailed sand grouse⁸ and lesser kestrel⁹ are almost entirely reliant on the heterogeneous habitats maintained by low intensity farming. Declines in many other species have been linked to farming intensification¹⁰.
- Populations of butterflies such as dingy skipper¹¹, orange-tip¹², large blue¹³, and meadow brown¹⁴ are also seriously declining. Their most important habitats are maintained by HNV farming¹⁵.
- HNV farms have lower incomes than non-HNV farms¹⁶, and often have a negative net income if CAP support is excluded (sometimes even with CAP support)¹⁷.

Recommendation

The CAP needs profound change to support the kinds of farming Europe needs in the 21st century. Public money must support public goods. Taxpayers must see real value for the billions they invest in the CAP. Those who farm sustainably must be effectively supported while those who harm the environment should receive no public money.

If politicians are serious about maintaining HNV farming, they must support a fundamental CAP reform now.



The CAP & High Nature Value farming

pic1: © Toomas Kukk pic2: © Billy Clarke



Unfair competition and perverse subsidies in the Olive sector

Intensive, irrigated olive production causes major environmental problems in Spain, Greece, Italy and Portugal such as soil erosion and water stress which impact on other sectors¹⁸. Low input olive production on the other hand provides multiple public goods such as landscape diversity, biodiversity and reduced soil erosion and landslides.

€1,000 per ha, whereas a low-input olive grove might receive only €100 per ha. Yet the most intensive production system also earns a far greater income from the market without CAP payments, whereas the production from low-intensity is not enough to cover labour costs. As a result of the low support they receive, the low input olive groves are abandoned, leading to a loss of biodiversity and increased risk of wild fires. CAP reform needs to ensure those farmers providing public goods have a fair income stream.

The current system of CAP payments favours the more intensive systems. A farmer with intensive irrigated olives can receive around

ADEPT project, Romania

Romania holds a large proportion of the HNV farmland in Europe. There are 3.8 million holdings (45% of the farmed area) classed as "subsistence farms", with an economic activity of less than €1,200 per year. The Romanian government has set up an ambitious scheme for supporting HNV farming through agri-environment payments. However, national rules exclude 1.9 million farms of under 1 ha from the scheme (and other CAP support).

farmers to bring them into support schemes and market their produce. They also work together with the government to improve the design of schemes.

The ADEPT project in Târnavă Mare shows how a NGO-led local approach can maintain HNV systems. The ADEPT team works with

Thanks to this dynamic approach, up-take of the HNV farming scheme is higher. In one municipality where ADEPT is active, 99 farmers joined the scheme in 2009, compared with three in a neighbouring municipality¹⁹. Rural development programmes should fund this local project approach to address the needs of HNV systems.



Machair LIFE+ project, Scotland

Machair is a coastal grassland habitat, extremely rich in biodiversity. Included in Annex 1 of the EU Habitats Directive, it supports internationally important populations of breeding and wintering birds, including waders, corncrakes (*Crex crex*) and terns (*Sternidae*). Over two thirds of the world's machair is in the crofting areas of Scotland.

per hectare; hardy, regional breeds or crop varieties; traditional harvesting techniques. The key threat to conservation in crofting areas is abandonment of activity.

Crofting systems are essential to conserving this unique habitat. They are typified by many of the features of HNV farming such as: low nutrient input; low stocking density; low yield

The EU LIFE + scheme aims to increase the area of actively managed machair and expand the skills and knowledge base²⁰. Management techniques such as late harvesting of arable crops are encouraged to increase biodiversity benefits. Such pilot projects should be built on in the new CAP to provide systematic support to HNV systems.



The CAP & Pesticides

Pesticides

Pesticides (a term used to cover herbicides, insecticides, nematocides and fungicides) are products designed to kill or repel pests. However, they can also harm people and the environment and strict controls are in place over the sale and use of pesticides in the EU.

Problems still arise from day to day use, overuse (e.g. the use of pesticides as a first resort rather than as part of integrated pest management), misuse (e.g. agricultural pesticides are frequently identified as the cause of illegal poisoning in birds of prey), and unidentified adverse effects (e.g. sub-lethal exposure to the neurotoxin pesticides neonicotinoids can impact on the foraging behaviour of pollinators¹).

Although usually applied with a particular pest in mind, pesticides can also affect untargeted organisms and have indirect effects on others. The indirect effects of pesticides can be particularly devastating for biodiversity². The effectiveness of modern pesticides is such that it is crucial we reduce their use to a minimum and ensure there is sufficient refuge habitat available within the farmed landscape to sustain our native biodiversity³.

In fact, pesticides are indirectly subsidised by the public as their social costs (negative effects on human health, death of non-target organisms and pollution of the environment) are paid by society⁴.



Facts & figures

- Studies in the UK and Germany conservatively estimate that the annual costs of pesticides for the environment and health amounts respectively to around €206m and €133m⁵.
- Society is concerned about exposure to pesticides⁶ where many pesticides are known for their carcinogenic or mutagenic properties⁷. The health effects of these risks are rising in society and a contribution of pesticides to these effects is likely⁸.
- The number of multiple residues in food is rising; in one sample of grapes analysed in Germany 26 different pesticides were found⁹.
- 84% of European crops rely on insect pollinators. In the UK, these services are worth around €513m (£440m) p.a. and the cost of replacing these services is estimated to be €1760m (£1,510m) p.a. compared with just €8.2-11.7m (£7-10m) p.a (<1%) to avoiding pollinator loss¹⁰.

Recommendation

The CAP needs profound change to support the kinds of farming Europe needs in the 21st century. Public money must support public goods and production techniques and treatments that are friendly to the environment and to us. Taxpayers must see real value for the billions they invest in the CAP. Those who farm sustainably must be effectively supported while those who harm the environment should receive no public money.

If politicians are serious about lowering the health and environmental risks of using pesticides they must support a fundamental CAP reform now.



The CAP & Pesticides

pic1 & pic2: © Sint Smeding, Creative Commons (Flickr)



© Tachmore Images, Creative Commons (Flickr)

Combating diabotrica in maize

The profitability of maize as an agricultural crop, and the increase in intensive livestock production have led to the establishment of large areas of continuous maize cultivation (monoculture) in the EU, substantially increasing the risk of pest problems. On average, around 22% of the maize area is grown in monoculture, with this percentage reaching 65,5% in the Netherlands, and 43,4% in Italy¹¹.

The Beetle called Western Corn Rootworm is a soil-inhabiting pest whose larvae tunnels inside the root system of maize leading to serious yield losses. Adult Western corn Rootworm are strong

fliers and have spread quickly across Europe. Monoculture of maize provides ideal conditions for an increase in Diabrotica populations.

Insecticides are already used to protect maize against crop pests: 570 tons of active substance (270 tons carbamates and 137 tons organophosphates) are applied to maize in the EU per year¹². Switching from monoculture to rotation can break infestation cycles which would significantly reduce the need for pesticide application¹³.



© Sharlyn Morrow, Creative Commons (Flickr)

French drinking water contaminated by French agriculture¹⁴

Without being aware of it, millions of French people are drinking water which contains aluminium, nitrates or pesticides in excess of legal thresholds. The situation is particularly acute in two departments of the famous intensive cereal-growing Parisian basin. Intensive agriculture has contaminated the groundwater so badly with nitrates and pesticides that numerous cities and villages cannot provide drinking water respecting legal thresholds.

In 2008, 17% of the population of Eure-et-Loir department received drinking water with

pesticides above legal thresholds. French national data¹⁵ shows that, in 2008, 5 million people received, at least one time per year, drinking water which did not comply with the regulation on pesticides. The alarming degradation of ground and superficial waters due to intensive agriculture has been denounced for decades in numerous official reports¹⁶, but successive French governments have failed to challenge the existing agricultural model or enforce the polluter pays principle.

An integrated approach delivers pesticide reductions in Eure, France¹⁷

In response to similar issues as the one highlighted in the case study above, the chamber of agriculture of Eure has recently launched a project attempting to apply the concept of integrated production. This is aimed at testing to what extent it is possible for French farmers to reduce their pesticide use by 50% between 2008 and 2018.

A reference group, consisting of around 20 farmers, put into operation integrated production, introducing a number of

sustainable agricultural techniques such as crop rotation (including introduction of legumes), selection of resistant varieties, and soil enrichment. After only two years the group achieved an overall reduction of pesticide use dependency of 50% (measured as frequency treatment index taking into account both toxicity and quantity of pesticides). Furthermore, all other environmental impacts were reduced by between 20 and 30%.



© Isamagia Creative Commons

The CAP & Global Impact of EU Agriculture

The Global Impact of EU Agriculture

In the past, EU agriculture policies like the CAP have stimulated the production of surpluses which have often been dumped in third countries. Although some (not all) of these direct dumping problems have been mitigated, reforms only tackled part of the EU's global agricultural impact¹.

The EU also has a strong reliance on imported animal feed², especially high protein soybeans³ for its intensive livestock production, and other commodities like maize⁴.

The amount of industrially produced food we eat can be linked to the destruction of rainforests, wildlife and rural communities in South America and beyond. This is accompanied by farming practices which have clear negative impacts on the animals' welfare⁵. The European over dependence on imported feed also leaves European farmers vulnerable to fluctuating global market prices. This system is propped up by the EU's current trade and agricultural policies as factory farms get indirect subsidies through the support to cereals, the lack of environmental controls, the externalization of environmental costs and the lack of support for grazing systems⁶.

On top of that, the hidden subsidies for factory farmed products are bringing down prices and increase our consumption, which have health effects like obesity and heart diseases⁷.



© World Bank

Facts & figures

- Protectionism and subsidies by industrialised nations cost developing countries around US\$24 billion annually in lost agricultural and agro-industrial income⁸.
- Since 1996, the land area used to produce soy for the EU market is roughly equal to the area of deforestation in Brazilian forests⁹.
- The world market price of soy has had a direct impact on the rate of Amazon deforestation¹⁰.
- Soil carbon represents 89% of agriculture's GHG mitigation potential but is being degraded through global land use change, driven in part by EU demand for key commodities¹¹.
- Livestock is responsible for 85% of total GHG emissions from the EU's agricultural sector¹².
- The costs for the EU from the excess of nitrogen in the environment is up to 320 billion euro a year, with the livestock sector consuming around 85% of nitrogen in crops harvested or imported into the EU¹³.

Recommendation

The CAP needs profound change to support the kinds of farming Europe needs in the 21st century. Public money must support public goods. Taxpayers must see real value for the billions they invest in the CAP. Those who farm sustainably must be effectively supported while those who harm the environment should receive no public money.

If politicians are serious about the global impact of EU agriculture they must support a fundamental CAP reform now.

The CAP & Global Footprint

pic1: © Creative Commons (Flickr), pic2: © Sam Beebe, Creative Commons

Pat & Daphne Saunders case study¹⁴

The Saunders manage 566 hectares organically in the UK, with 350 milking cows and 700 cattle producing 1.8 million litres of milk per year and much of their own animal feed. A desire to reduce costs was a factor in choosing to go organic. Switching to organic production has saved more than £75,000 each year on fertilisers and pesticides and nineteen neighbouring farms have now followed their switch to organic.

Reducing soy feed within dairies is not straightforward as modern commercial breeds of dairy cows need a high-protein diet

and soy can provide this cheaply. However, the Saunders have met this challenge by producing a range of feeds on their own farm including wheat, oats, barley, peas, beans, and other legumes. All silage is grown and stored on site and some organic EU soy is added to the winter feed.

Europe could have more of these good examples like the Saunders family if it was more serious about promoting mixed and organic farming in Europe and tackling its feed import problem.



© Keven Law, Creative Commons

Environmental and economic advantages of a revival of legume crops in France

In January 2010 the General Commission for Sustainable Development in France published a study¹⁵ assessing the environmental and economic advantages of reviving legumes in France. It found that production of legumes, not requiring nitrate fertilisation, would reduce agricultural GHG emissions from fertilisers. Moreover, legumes are a source of protein, so their production in France would enable a reduction of imported soybean meal for animal feeds. According to one scenario, an increase in arable land used for legumes from 3 to 7% would require

reductions of 11 and 70% in the exports of cereals and rapeseed respectively.

This would suggest a change in agriculture policy is required to support more crop diversity in the EU, particularly for leguminous crops. It would require accompanying changes in the arable and animal farming sectors which would produce and utilise these legumes. The revival of legumes could compensate current levels of both nitrate fertilisers applied to our feed imports and national fertiliser production¹⁶.



© Sophie Cie, Creative Commons

Foston pig farm proposal

Pig farmers across the UK are struggling to cope with rising input costs and low farm gate prices and often small and family farmers are particularly vulnerable. Many fear that plans for Britain's largest pig mega-farm pose a further threat to the livelihoods of small farmers as the market would become flooded with cheap pig meat. Proposals for the 25,000 pig unit in Foston, Derbyshire, have raised questions with the local community about their environment, particularly about groundwater pollution, and animal and human health due to the feared increase for disease and high levels of antibiotic

use on the farm. Should it go ahead, people fear the unit would undermine the livelihoods of small and family farmers with impacts for rural jobs in Derbyshire and beyond. Many people see that a sustainable and secure food future lies in diverse, small-scale, productive farms which provide more and better-skilled jobs¹⁷. EU policy makers should listen to these fears and try to help tackle the pressures that are pushing farmers in this direction while avoiding at all costs the direct or indirect subsidising of any type of unsustainable production.



© Andreas Johansson, Creative Commons

Prepared by:



The CAP & Soil

Soil

We depend on soil for our food, fibre, construction material, clean water, clean air, climate regulation, and even some antibiotics. Soil organic matter stores and releases the nutrients that sustain life on earth. Micro-organisms in the soil provide a balanced environment where plants can grow and are protected against diseases, contribute to water purification and help remove pollution and pathogens.

Appropriate agricultural practices (e.g. crop rotation¹) can maintain and enhance organic matter in the soil and sustain the ecosystem services that good soil quality can provide. But unsustainable agriculture can accelerate water and wind erosion, drain soil organic matter and cause loss of soil fertility. Overgrazing by cattle and use of heavy machinery can cause soil compaction, suffocating soil life, and the mismanagement of soil worsens climate change by releasing soil carbon. Irrigation can lead to salinisation and water logging, which reduces soil quality and diminishes crop yields.

European agriculture is losing its organic matter. Production with high input of fertilisers, pesticides and energy gives a high yield, but also creates a net loss of organic matter² (this loss is accelerated by the high use of nitrogen fertilisers³). A radical shift in agricultural practices is needed.



Facts & figures

- As much as five tonnes of animal life can live in 1 ha of soil⁴.
- Soil holds 1/4 of all biodiversity on earth⁵.
- Yearly economic losses in affected agricultural areas in Europe are estimated at around €53/ha, while the costs of off-site effects on the surrounding civil public infrastructures are estimated to cost €32/ha⁶. The overall cost of soil degradation in the EU is estimated at €38 billion/year⁷.
- Worldwide it is estimated that 70% of all agricultural area (3,500 million ha) is degraded⁸.
- 115 million ha, or 12% of Europe's total land area, are affected by water erosion. 42 million ha are affected by wind erosion⁹.
- EU soils contain more than 70 billion tonnes of organic carbon, which equals around 7% of the total global carbon budget¹⁰. A loss of 0.1% of carbon from EU soils is equivalent to carbon emissions of 100 million extra cars, or about half the existing EU car fleet¹¹.

Recommendation

The CAP needs profound change to support the kinds of farming Europe needs in the 21st century. Public money must support public goods. Taxpayers must see real value for the billions they invest in the CAP. Those who farm sustainably must be effectively supported while those who harm the environment should receive no public money.

If politicians are serious about protecting our soils they must support a fundamental CAP reform now and adopt an EU soil Directive¹².

The CAP & Soil

The SoCo project - a blueprint for better stewardship of our soil

The European Parliament has requested the European Commission to carry out a project entitled "Sustainable Agriculture and Soil Conservation" (SoCo) which considers soil conservation through simplified cultivation techniques as a key element towards sustainable agriculture¹³. The project started in 2007 and was finalised in 2009. In addition to improving the knowledge on soil conservation agriculture and the related policy framework, the project covers dissemination activities to relevant stakeholders and policy makers in an EU-wide context.

The most successful recommendations presented by the SoCo project to address diverse aspects of soil degradation are the following¹⁴:

- Targeting water erosion by minimising the area of bare soil and adequate land management reflecting site-specific conditions
- Targeting soil organic matter and soil biodiversity decline through arable stubble management
- Improving soil quality on arable land through the obligation for the farmers to complete an annual Soil Protection Review.



Counteracting soil decline through improved soil diagnostics in Finland

The decline in the soil structure is often not detected by farmers because conventional monitoring methods do not give sufficient information about the soil structure. Thus farmers are normally unaware of the consequences of their activities affecting soil structure.

To counteract this problem Finnish farmers get advice on soil structure. Advisors, together with the farmers, take soil samples in regular intervals to check soil structure. Farmers can undertake a simplified version of the "spade diagnostics" by themselves. This results in higher awareness and allows farmers to undertake measures to improve soil structure if necessary¹⁵.



Soil Erosion in the Czech Republic

Soil erosion is one of the most important environmental threats in the Czech Republic. The Research Institute for Soil and Water Conservation estimates that the annual soil loss is more than 21 million tonnes, valued at approximately 169 million Euro¹⁶.

The most common type of erosion is caused by water, especially in the hilly and mountainous areas; in some regions (mainly lowland) also wind erosion can be a problem. 76,5% of the land is threatened by water erosion and 19,4%

is threatened by wind erosion. In total 42% of agricultural land is in some way threatened by erosion (a third of that for water alone).

New GAEC (Good Agricultural and Environmental Condition) rules impose stricter conditions for the farmers, but only around 11% of the arable land and 17% of the total farmland are required to fulfil the conditions for reducing soil erosion¹⁷. Most farmland is not covered yet so further enlargement of the area under GAEC conditions is planned.



The CAP & Water Quality

Water Quality

Pollution from sewage has been reduced but agriculture is still a major source of diffuse pollution to European waters. Nutrients which leak from fertilisers into fresh and coastal waters is decreasing the amount of oxygen present in those waters. This can have impacts ranging from plant and wildlife loss to devastating blooms of algae which can wipe out life creating so-called dead zones.

Soil erosion is also a big problem: sediment build-up in rivers and lakes can smother invertebrates and fish eggs that rely on oxygen. These soils can also carry pesticides and nutrients into our waters.

Diffuse pollution is not just a problem for wildlife, it can also threaten domestic drinking water supplies, driving up costs of treatment and even causing some sources to be abandoned.

If applied appropriately, the Nitrates Directive¹ greatly reduces pollution but as agriculture is still a major source of pollution it must be tackled if we are to reverse biodiversity decline, supply safe drinking water and meet the targets of the Water Framework Directive² (WFD).

Existing CAP safeguards are inadequate to protect our waters from these impacts and forthcoming reforms are a vital opportunity to address them.



Facts & figures

- Wetlands help to filter damaging nutrients and other pollutants. In many European countries, wetland loss exceeds 50% of the original area³ which significantly reduces the capacity of the natural environment to cope with increased nutrients⁴.
- Farming is responsible for over 50% of nitrogen in water and is a significant source of phosphates⁵. Excess levels of these fertilisers in water bodies lead to eutrophication which can lead to the loss of many species.
- Pesticides can have a devastating effect on aquatic biodiversity. There are also considerable clean-up costs to ensure drinking water standards are met.
- In England, diffuse pollution is the second most common reason for 'Sites of Special Scientific Interest' (many of which are part of the Natura 2000 network) being in unfavourable condition⁶.

Recommendation

The CAP needs profound change to support the kinds of farming Europe needs in the 21st century. Public money must support public goods. Taxpayers must see real value for the billions they invest in the CAP. Those who farm sustainably must be effectively supported while those who harm the environment should receive no public money.

If politicians are serious about water quality they must support a fundamental CAP reform now and the full implementation of the WFD.



The CAP & Water Quality

pic1: ©WWF Vicente Bodas Riego, pic2: AW Ilia Ukolov Belarus Sporava Kakorytsa



© Melinda Seckington

Consequences for EU water customers

The cost of treating nutrients and pesticides in drinking water, necessary to meet vital environmental and health water quality standards, is ultimately passed onto water customers through their water bills while the cause of agricultural diffuse pollution is not tackled at the source and polluting farming continues to be heavily subsidised.

This means that citizens are paying both as tax payers and water customers to support polluting farming practices and address the

impacts caused by it. This situation is typical of many Member States. In England, water companies spent £189 million removing nitrates and £92 million removing pesticides from their water supplies between 2004-05 and 2008-09⁷.

The CAP must ensure that the impacts of farming on drinking water and the aquatic environment are minimised, making farming more sustainable. Citizens do not want to pay the bill twice.



© data from NASA processed by SMHI

Dead zones choking the Baltic Sea

The Baltic Sea is home to seven of the world's ten largest marine dead zones, where the sea's oxygen has been depleted by algae blooms caused by the build up of nutrients (eutrophication) – literally suffocating the sea. Due to its location and the way its waters flow (enclosed sea with limited water exchange with the Atlantic Ocean), the Baltic Sea is very sensitive to oxygen depletion⁸.

Agriculture is responsible for a significant proportion of the nutrient load in the Baltic Sea and, when combined with the discharge

of sewage water and drainage of wetlands in coastal areas, the impacts on the marine environment are severe, leading to large scale fish deaths and beach closures, for instance.

Dead zones can be reversed if diffuse pollution is tackled. The CAP must seek to encourage practices that minimise the loss of nutrients into the aquatic environment. Agriculture based on the principles of ecological recycling could lead to a decrease in the calculated nitrogen leaching by half as well as a significant reduction in the loss of phosphorus, an essential plant nutrient⁹.

Well managed peatlands supply clean water to UK consumers

Peatlands provide a variety of ecosystem services such as habitat for biodiversity, carbon sequestration, recreational opportunities, as well as regulating water supply and purification. Often these services can be provided simultaneously.

The Sustainable Catchment Management Programme (SCaMP)¹⁰ in the UK has developed an integrated approach to catchment management within two key areas of upland England. Both areas comprise

largely open ground habitats, such as rough grassland and heather moorland.

The SCaMP project has been undertaken by the water company United Utilities, in partnership with the RSPB (the UK Partner of BirdLife). Although primarily set up to deliver government nature conservation targets and enhance biodiversity, it has also encouraged more sustainable farming practices among the company's farming tenants and contributed to water quality.



© Prof. Simon Haslett

The CAP & Water Scarcity

Water Scarcity

Throughout the EU, irrigation for agriculture has a major impact on the status of our waters and wetlands. These impacts are significant in Mediterranean countries where agriculture consumes more than two thirds of the total water used. The expansion of irrigation has been promoted by the CAP, through support for water intensive crops and funding of new irrigation infrastructure, often in water stressed areas.

While irrigation can raise productivity in the short term, it is often unsustainable in the long term and has caused significant impacts on the environment, especially groundwater where it can lead to depletion, pollution or salinisation of the water source.

Irrigation is often the main reason for insufficient water left to sustain rivers and wetlands. These valuable habitats deliver critical services such as water for drinking and industry, sustainable flood control as well as supporting tourism and leisure. The issue of water availability will increase in importance due to demographic shifts and climate change.

We must take the opportunity provided by the CAP reform to ensure water is used more sustainably in the future for the benefit of both people and the environment.



© Vicente Bodos WWF

Facts & figures

- Agriculture accounts for around 24 % of total water use in Europe. This can reach up to 80% in some parts of Southern Europe¹.
- Water abstraction for irrigation is the second most important cause for low flow regimes in rivers and lowered groundwater levels².
- In Spain, around 13% of the irrigated area extracts water from over-exploited aquifers or those in danger of saltwater intrusion. Water abstractions by unregistered irrigators have contributed considerably to this problem³.
- Water scarcity affects at least 14 EU Member States and concerns around 100 million inhabitants in the EU⁴.
- The direct and indirect costs of drought can be very high. In Barcelona for example, the total losses of the 2007-2008 drought are estimated at 1,661 million Euros (for a one-year period), almost 1% of the Catalanian GDP⁵.
- Due to climate change, annual rainfall is likely to decrease by up to 20% in the southern Mediterranean⁶.

Recommendation

The CAP needs profound change to support the kinds of farming Europe needs in the 21st century. Public money must support public goods. Taxpayers must see real value for the billions they invest in the CAP. Those who farm sustainably must be effectively supported while those who harm the environment should receive no public money.

If politicians are serious about sustainable water use they must support a fundamental CAP reform now and the full implementation of the WFD.



The CAP & Water Scarcity

pic1: © Jorge Bartolome WWF, pic2: © Carmen Arufe WWF



Daimiel National Park

Daimiel National Park is an iconic Ramsar⁷ wetland in Spain. Its environmental value is underpinned by the rich vegetation and bird populations which rely on water supplied by the aquifer in the Guadiana River basin.

For decades, this aquifer has suffered from over-abstraction of water because of the increasing irrigation (the maximum irrigated area was reached in 1989 with 208,000 ha and a water abstraction up to 550 hm³/year) supported by CAP funding.

Uncontrolled and illegal irrigation of crops, such as sugar beet, have dried out more than 80% of the flooded area, causing a serious drop in groundwater levels and threatening the water supply the human population in the area.

To address the problem, water transfer and use of CAP tools to support traditional rainfed crops were tried. However, none of these measures have led to a reduction in water use. This problem can only be addressed through an in-depth reform of the CAP that prioritises the protection of water resources.



Unsustainable irrigation in Portugal⁸

When it is orientated towards sustainable practices, funding measures can bring environmental benefits by improving the efficiency of water use in existing irrigation schemes.

However this is rarely the case and often money from the CAP is used to encourage unsustainable practices. Out of over €790 million invested in irrigation in Portugal, only €80 million is ring-fenced to improve the sustainability of existing irrigation systems, and no resources are allocated to the implementation of the Water Framework Directive.

Most of these funds will be used for the expansion of the irrigated surface, thus increasing water demand. For example, the Alqueva dam development (receiving €534 million of public support) will create 200,000 ha of new irrigated area in the Alentejo region, destroying EU priority habitats in the steppe (vast semi-arid grass-covered plains) and heavily transforming high nature value farming systems.

The new CAP must ensure money is spent on making current practices more sustainable rather than funding environmentally damaging practices.

Reconciling wetland restoration with extensive farming

The lakes of Nava, Boada and Pedraza in Northern Spain used to flood during the rainy season to form 5,000 hectares of wildlife rich wetlands. These valuable wetlands have now disappeared due to farming intensification and widespread irrigation supported by the CAP.

Since 1990, the Fundación Global Nature has undertaken a project to reconcile wetland restoration with extensive farming. The project includes land stewardship agreements with farmers to recover some parts of the wetlands and to create buffer strip

areas with thistle crop. These actions directly benefit farmers as they get free grazing for the livestock and biomass production. The restored wetlands now support 200 species of wildlife.

This alliance between farming and wetland conservation has not just benefited the environment but also slowed down rural depopulation and allowed job creation (eco tourism etc.). It reinforces the idea that rural development based on nature protection should be promoted through a new CAP.



Prepared by:





This publication is part-financed by the Fundación Biodiversidad.



This publication is part-financed by the European Union. Sole responsibility lies with the authors and the European Commission is not responsible for any use that may be made of the information contained herein.

This publication is also part-financed by Greenpeace which is independently funded and does not accept donations from governments, corporations or political parties, including from the EU institutions such as the European Commission.

cover pictures: photo 1: © Ariel Brunner
photo 2: © Ken Kinsella
photo 3: © Andy Hay (rspb-images.com)
photo 4: © Trees Robijns
photo 5: © Elvis Kennedy
photo 6: © Stijn Nieuwendijk, Creative Commons (Flickr)
photo 7: © Andris Klepers
photo 8: © Andris Klepers
photo 9: © TP Martin, Creative Commons (Flickr)
photo 10: © Ariel Brunner
photo 11: © Ken Kinsella
photo 12: © Trees Robijns
photo 13: © Andy Hay (rspb-images.com)

REFERENCES

FS1: The CAP & Wildlife

¹ Rural Economy and Land Use Programme (RELU), *Eating Biodiversity: an Investigation of the Links Between Quality Food Production and Biodiversity Protection*, 2008; N. Gallai et al., 'Economic valuation of the vulnerability of world agriculture confronted with pollinator decline' in *Ecological Economics*, vol. 68 (3), 2008, pp. 810-821; I. Williams, 'Insect Pollination and Crop Production: A European Perspective' in P. Kevan and V.L. Imperatriz Fonseca (eds.), *Pollinating Bees - The Conservation Link Between Agriculture and Nature*, Ministry of Environment, Brazil, pp. 59-65.

² *Hirundo rustica*

³ *Ciconia ciconia*

⁴ Fam. *Alaudidae*

⁵ PECBMS, *State of Europe's common bird, 2007*, CSO/RSPB, Prague, 2007.

⁶ P.F. Donald et al., 'Further evidence of continent-wide impacts of agricultural intensification on European farmland birds' in *Agriculture, Ecosystems and Environmental*, vol. 116, September 2006, pp. 189-196; P. Reidsma et al., 'Impacts of land-use change on biodiversity: An assessment of agricultural biodiversity in the European Union' in *Agriculture, Ecosystems and Environmental*, vol. 114, May 2006, pp. 86-102.

⁷ Council of the European Union, *Biodiversity: Post-2010 EU and global vision and targets and international ABS regime - Council conclusions*, 16 March 2010, Brussels, <http://register.consilium.europa.eu/pdf/en/10/st07/st07536.en10.pdf>

FS2: The CAP & climate change

¹ European Environment Agency, *The European environment State and Outlook 2010 – Mitigating climate change*, Publications Office of the European Union, Luxembourg, 2010, pp. 14-15

² J. Bellarby, B. Foereid, A. Hastings and P. Smith, *Cool farming: Climate impacts of agriculture and mitigation potential*. Greenpeace International, Amsterdam, 2008.

³ Ibid

⁴ <http://www.fertilizerseurope.com/content.asp?id=6&sid=30> based on data from EEA 2010.

⁵ Commission of the European Communities, *The role of European agriculture in climate change mitigation*, Commission staff working document, Brussels, 2009

⁶ For example, Natural England, *England's peatlands. Carbon storage and greenhouse gases*, 2010

⁷ P. M. Berry et al. *Deliverables 2.2 and 2.3: Meta-analysis of adaptation and mitigation measures across the EU25 and their*

⁸ PECBMS, *Population Trends of European Common Birds in Europe, 2010*, CSO/RSPB, Prague, 2010.

⁹ A.J. Byfield, P.J. Wilson, *Important Arable Plant Areas: identifying priority sites for arable plant conservation in the United Kingdom*, Plantlife International, Salisbury, 2005.

¹⁰ *Specifications to invitation to tender ENV.B.3/SER/2010/0041 - Development of guidance document on management of farmland in Natura 2000 areas*, The European Commission, 2010.

¹¹ B. Delpuech, *Natura 2000 and Agriculture*, The European Commission, viewed on 26/04/11,

http://ec.europa.eu/agriculture/envir/report/en/n2000_en/repor t_en.htm

¹² A. Salsi (eds.), *LIFE improving the conservation status of species and habitats - Habitats Directive Article 17 report*, The European Commission, Brussels, 2010.

¹³ C.A.M. Van Swaay et al., *The European Butterfly Indicator for Grassland species 1990-2009*, De Vlinderstichting, Wageningen, 2010.

¹⁴ EUROMED Sustainable Connections, *Policy Analysis: 2.2. Olive Oil in Greece*, Anna Lindh Foundation, February 2008, p. 2.

¹⁵ Directie Natuurbeheer, *Beschermingsplan hamster 2000 – 2004*, Rapport 41, Landbouw, Natuurbeheer en visserij Nederland, Wageningen, 1999.

¹⁶ Vogelbescherming Nederland, 'Vogelexcursie hamsterreservaat Amby', 18 November 2010, viewed on 26/04/2011, http://www.vogelbescherming.nl/nl/ik_vogels/_vogelweb/g/overzicht/weblog/bericht/1632

impacts and recommendations how negative impacts can be avoided, MACIS, 2008

⁸ T. Garnett, 'Livestock-related greenhouse gas emissions: impacts and options for policy makers' in *Environmental Science & Policy*, vol. 12, 4, June 2009, pp. 491-503

⁹ T. Garnett, *Cooking up a storm. Food, greenhouse gas emissions and our changing climate*, Centre for Environmental Strategy, University of Surrey, September 2008

¹⁰ Steinfeld et al, *Livestock's long shadow: environmental issues and options*, FAO, Rome, 2006

¹¹ European Commission, *Environmental impact of products (EIPRO): Analysis of the life cycle environmental impacts related to the total final consumption of the EU25*, European Commission Technical Report, 2006

¹² For example, R. Watson and S. Albon, *UK National Ecosystem Assessment. Draft synthesis of current status and recent trends*, 2010

FS3: The CAP & Functional Biodiversity

¹ P. DeBach and D. Rosen, *Biological control by natural enemies*, 2nd ed. Cambridge University Press, Cambridge, 1991.

² H. Williams, 'The dependence of crop production within the European Union on pollination by honey bees' in *Agricultural Science Reviews*, 6, 1994, pp. 229-257.

³ N. Gallai et al. 'Economic valuation of the vulnerability of world agriculture confronted with pollinator decline' in *Ecological Economics*, 68(3), 2008, pp. 810-821.

⁴ UK Ladybird Survey, 'Lots about Ladybirds', viewed on 11/05/11, http://www.ladybird-survey.org/lots_about.aspx

⁵ P. DeBach and D. Rosen, *Biological control by natural enemies*, 2nd ed. Cambridge University Press, Cambridge, 1991.

⁶ European Commission, *Soil biodiversity: functions, threats and tools for policy makers*, 2009, viewed on 11/05/11, http://ec.europa.eu/environment/soil/pdf/biodiversity_report.pdf.

⁷ M. Vaughan and S. Black, 'Agroforestry: Sustaining Native Bee Habitat For Crop Pollination', USDA National Agroforestry Center, AF Note 32, August 2006, viewed on 11/05/11, http://plants.usda.gov/pollinators/Agroforestry_Sustaining_Native_Bee_Habitat_for_Crop_Pollination.pdf; M. Vaughan, M. Shepherd, C. Kremen, and S. Black, 'Farming for Bees: Guidelines for Providing Native Bee Habitat on Farms', The Xerces Society for Invertebrate Conservation, Portland, 2004, viewed on 11/05/11, http://www.xerces.org/wp-content/uploads/2008/11/farming_for_bees_guidelines_xerces_society.pdf

⁸ D. Kleijn and A. Báldi, 'Effects on set-aside land on farmland biodiversity: comments on Van Burskirk and Willi' in *Conservation Biology*, 19(3), 2005, pp. 963-966.

FS4: The CAP & food consumption

¹ WHO Regional Office for Europe, 'Obesity', viewed on 30/05/2011, <http://www.euro.who.int/en/what-we-do/health-topics/noncommunicable-diseases/obesity>

² European Environment Agency, 'Household consumption and the environment' in *EEA Report*, 11, 2005

³ United Nations Development Programme, *Human Development report 2010*, 2010, p.81

⁴ FAO, *Livestock's long shadow, environmental issues and options*, 2006, Rome.

⁵ PBL Netherlands Environmental Assessment Agency, 'The protein puzzle, the consumption and production of meat, dairy and fish in the EU', 2011, viewed on 30/05/2011, http://www.fao.org/fileadmin/user_upload/animalwelfare/Protein_Puzzle_web_1.pdf

⁶ A.K. Chapagain and A.Y. Hoekstra, 'Water footprints of nations' in *Value of Water Research Report Series*, 16, November 2004, UNESCO-Institute for Water Education, viewed on 30/05/2011, <http://www.waterfootprint.org/Reports/Report16Vol1.pdf>

⁷ European Commission DG ENVI, 'Total Food Waste Generation in EU' in *Final Report - Preparatory Study on Food Waste*, October 2010, viewed on 30/05/2011, http://ec.europa.eu/environment/eussd/pdf/bio_foodwaste_report.pdf

⁸ WHO Regional Office for Europe, 'Obesity', viewed on 30/05/2011, <http://www.euro.who.int/en/what-we-do/health-topics/noncommunicable-diseases/obesity>

⁹ P. Cafaro, R. Primack and R. Zimdahl, 'The fat and the land: linking American food overconsumption, obesity, and

⁹ J. Van Burskirk and Y. Willi, 'Enhancement of farmland biodiversity within set-aside land' in *Conservation Biology*, 18(4), 2004, pp. 987-994; D. Kleijn and A. Báldi, 'Effects on set-aside land on farmland biodiversity: comments on Van Burskirk and Willi' in *Conservation Biology*, 19(3), 2005, pp. 963-966.

¹⁰ BirdLife Europe, 'The reform of the CAP towards 2020 – Consultation document for Impact Assessment – BirdLife Europe's response', 25 January 2011, viewed on 11/05/11, http://www.birdlife.org/eu/pdfs/BirdLife_Europe_IA_2011.pdf

¹¹ Research Institute of Organic Agriculture 'Results from a 21 year old field trial: Organic farming enhances soil fertility and biodiversity' in *FIBL Dossier*, 1, August 2000, viewed on 11/05/11, <https://www.fibl-shop.org/shop/pdf/do-1090-doc.pdf>

¹² *Trichogramma brassicae*

¹³ *Ostrinia nubilalis*

¹⁴ G. Burgio and S. Maini, 'Control of European corn borer in sweet corn by *Trichogramma brassicae* bezd. (Hym., Trichogrammatidae)' in *Journal of Applied Entomology*, 119(1), 1995, pp. 83-87.

¹⁵ European Commission, *Draft Guidance Document for establishing IPM principles – Supplement to the Final Report*, 23 April 2009, viewed on 10/05/11, http://ec.europa.eu/environment/ppps/pdf/draft_guidance_doc.pdf

biodiversity loss' in *Journal of Agricultural and Environmental Ethics* 19, 2006, pp. 541-561

¹⁰ FAO, *Livestock's long shadow, environmental issues and options*, 2006, Rome.

¹¹ Ibid

¹² Ibid

¹³ K. Connolly, 'Schnitzel off the menu as Germans are told to cut down on eating meat' in *The Guardian*, 23 January 2009, viewed on 30/05/2011,

<http://www.guardian.co.uk/world/2009/jan/23/german-diet-meat-environment>

¹⁴ Donderdag Veggie Dag, 'Gent kiest voor Donderdag Veggiedag', viewed on 30/05/2011, http://www.donderdagveggiedag.be/nieuws/gent_kiest_voor_donderdag_veggiedag

¹⁵ Jamie Oliver Foundation, 'Jamie's school dinners', viewed on 30/05/2011, <http://www.jamieoliver.com/school-dinners>

¹⁶ Tollwood, 'Bio für Kinder - Das Projekt', viewed on 30/05/2011, <http://www.tollwood.de/mensch-umwelt/bio-fuer-kinder/das-projekt/>

¹⁷ WRAP, 'Final Report Household Food and Drink Waste in the UK', November 2009, viewed on 30/05/2011, http://www.wrap.org.uk/downloads/Household_food_and_drink_waste_in_the_UK_report.5f3a7cc0.8048.pdf

¹⁸ INCPEN, 'Towards greener households - products, packaging and energy', London, 2001, viewed on 30/05/2011, <http://incpen.org/docs/TWGH.pdf>

FS5: The CAP & Genetic Resources

¹ FAO, *Women: users, preservers and managers of agro biodiversity*, Rome, 1999

² Ibid.

³ Ibid.

⁴ Ibid.

⁵ ETC Group, *Who Owns Nature? Corporate Power and the Final Frontier in the Commodification of Life*, Ottawa, November 2008

⁶ European Commission – DG Agriculture and Rural Development, 'Genetic resources in agriculture - preserving the diversity', 10 August 2008, viewed on 19/05/2011, http://ec.europa.eu/agriculture/genetic-resources/index_en.htm

⁷ The Council of the European Union 'Council Regulation (EC) No 870/2004 of 24 April 2004 establishing a Community programme on the conservation, characterisation, collection and utilisation of genetic resources in agriculture and repealing Regulation (EC) No 1467/94' in *The Official Journal of the European Union*, 30 April 2004

FS6: The CAP & organic agriculture

¹ H. Willer and L. Kilcher (Eds.), *The World of Organic Agriculture. Statistics and Emerging Trends 2011*. FiBL-IFOAM Report. IFOAM, Bonn, and FiBL, Frick, 2011.

² M. Stolze, A. Pierr, A. Häring, S. Dabbert, 'The Environmental Impacts of Organic Farming in Europe', in *Organic Farming in Europe: Economics and Policy*, vol. 6. University of Hohenheim, Stuttgart, 2000.

³ International Federation of Organic Agriculture Movements, 'Organic agriculture: a guide to climate change and food security', 2009, viewed on 19/05/2011, http://www.ifoam.org/growing_organic/1_arguments_for_oa/environmental_benefits/pdfs/IFOAM-CC-Guide-Web.pdf

⁴ European Commission – DG Environment, 'Science for Environment Policy – Organic farming can benefit birds in agricultural landscapes', 17 March 2011, viewed on 19/05/2011, <http://ec.europa.eu/environment/integration/research/newsalert/pdf/233na2.pdf>; J. Bengtsson, J. Ahnström and A.-C. Weibull, 'The effects of organic agriculture on biodiversity and abundance: a meta-analysis' in *Journal of Applied Ecology*, 42, 2005, pp. 261–269.

⁵ European Communities, 'Agri-environment measures' in *Sustainable agriculture and soil conservation, Soil-relevant policies*, Fact sheet 9, May 2009, viewed on 19/05/2011, <http://soco.jrc.ec.europa.eu/documents/ENFactSheet-09.pdf>

⁶ European Commission – DG Agriculture and Rural Development, 'An analysis of the EU organic sector', p.3. June 2010, viewed on

⁸ Farmers' rights, 'Best practices: Dynamic Conservation and Participatory Plant Breeding in France', viewed on 19/05/2011, http://www.farmersrights.org/bestpractices/success_benefit-sharing_4.html

⁹ R. Bocci and T. Chiari (eds.), 'The Sustainable Use of Agrobiodiversity in Italy – Report on case studies on article 6 of the International Treaty on Plant Genetic Resources for Food and Agriculture', IAO, Florence, viewed on 19/05/2011, http://www.farmersrights.org/pdf/report_IAO.pdf

¹⁰ 1) Regulation of the Minister of Agriculture and Rural Development of February 26th 2009, on detailed conditions and procedure of granting financial support in the frame of the measure "Agri-environmental Programme" of Rural Development Programme for the period 2007-2013. Official Journal, no 33 pos. 262, 2009, viewed on 19/05/2011,

<http://isap.sejm.gov.pl/DetailsServlet?id=WDU20090330262>
2) Official Journal, no 33 pos. 25, 2009, viewed on 19/05/2011, <http://isap.sejm.gov.pl/DetailsServlet?id=WDU20090330255>

19/05/2011, http://ec.europa.eu/agriculture/analysis/markets/organic_2010_en.pdf; European Commission - DG Agriculture and Rural

Development, 'Organic Farming', viewed on 19/05/2011, http://ec.europa.eu/agriculture/organic/home_en

⁷ RSBP, 'Lake Vyrnwy – Buy organic Welsh mountain lamb', March 2011, viewed on 19/05/2011,

<http://www.rspb.org.uk/reserves/guide/l/lakevyrnwy/lamb.aspx>

⁸ 1) J. Bengtsson, J. Ahnstrom, and A.C. Weibull 'The effects of organic agriculture on biodiversity and abundance: A meta-analysis' in *Journal of Applied Ecology*, 42, 2005, pp. 261-269.
2) D.G. Hole, A.J. Perkins, J.D. Wilson, I.H. Alexander, F. Grice, and A.D. Evans, 'Does organic farming benefit biodiversity?' in *Biol. Conserv.* 122, 2005, pp. 113-130.

⁹ Commission of the European Communities, 'European Action Plan for Organic Food and Farming' COM(2004)415 final, Brussels, June 2004, viewed on 19/05/2011, <http://eur-lex.europa.eu/LexUriServ/LexUriServ.do?uri=COM:2004:0415:FIN:EN:PDF>

¹⁰ G. Schwarz, H. Nieberg, and J. Sanders 'Organic Farming Support Payments in the EU' in *Sonderheft*, 339, special issue, 2010, viewed on 19/05/2011, http://www.bfafh.de/bibl/lbf-pdf/landbauforschung-sh/lbf_sh339.pdf

¹¹ BirdLife International, 'Could do Better: How is EU Rural Development Policy delivering for biodiversity?', May 2009

FS7: The CAP & grasslands

¹ Olson et al. 1983, as modified by USGS/EDC (1999), *Life and Europe's grasslands: restoring a forgotten habitat*, European Commission Environment Directorate-General, Belgium, 2008. PAGE study regarding carbon storage in grassland ecosystems- Above- and below-ground vegetation carbon storage estimates.

² Commission of the European Communities, *Report from the Commission to the Council and the European Parliament, Composite report on the conservation status of habitat types and species as required under Article 17 of the habitats directive*, Brussels, 2009.

³ I. Bruchmann, C. Hobohm, *Halting the loss of biodiversity: Endemic vascular plants in grasslands of Europe*, University of Flensburg, 2010.

⁴ C.A.M. van Swaay et al., *The European Butterfly Indicator for Grassland species 1990-2009*, Report VS2010.010, De Vlinderstichting, Wageningen, 2010.

⁵ Food and Agricultural Organisation of the United Nations, *FAO Statistical Yearbook*, FAOSTAT, 2006, <http://faostat.fao.org/>

⁶ BirdLife Europe, *The Reform of the CAP towards 2020: Consultation document for Impact Assessment*, 2011, http://www.birdlife.org/eu/pdfs/BirdLife_Europe_IA_2011.pdf

FS8: The CAP & High Nature Value farming

¹ D. Baldock, G. Beaufoy, G. Bennett and J. Clark, *Nature conservation and new directions in the CAP*, Institute for European Environmental Policy (IEEP), London, 1993.

² Semi-natural vegetation is naturally occurring (not planted) grass, scrub or woodland that is grazed and/or cut on a regular basis, resulting in a state that mimics natural habitats. See section below for more details.

³ Generally outputs on HNV farms are low and their remoteness of the market results in problematic returns. The market and the CAP are also insufficiently compensating HNV farmers for the public goods they provide. See G. Beaufoy and K. Marsden, 'CAP reform 2013: last chance to stop the decline of Europe's High Nature Value farming?', European Forum on Nature Conservation and Pastoralism, and The Royal Society for the Protection of Birds, pp.6-7, viewed on 10/06/2011, <http://www.efncp.org/download/policy-cap-reform-2013.pdf>

⁴ M.L. Paracchini, J-E. Petersen, Y. Hoogeveen, C. Bamps, I. Burfield and C. van Swaay, *High nature value farmland in Europe. An estimate of the distribution patterns on the basis of land cover and biodiversity data*, Report EUR 23480 EN, European Commission Joint Research Centre, Institute for Environment and Sustainability, 2008.

⁵ G. Beaufoy, K. Marsden, *CAP reform 2013: last chance to stop the decline of Europe's High Nature Value farming?* European Forum on Nature Conservation and Pastoralism, 2010, <http://www.efncp.org/download/policy-cap-reform-2013.pdf>

⁶ *Pyrrhocorax pyrrhocorax*

FS9: The CAP & pesticides

¹ E.C. Yang, Y.C. Chuang, Y.L. Chen & L.H. Chang 'Abnormal foraging behaviour induced by sublethal dosage of imidacloprid in the honey bee (Hymenoptera: Apidae)' in *Journal of Economic Entomology* 101 (6), 2008, pp. 1743-1748

² F. Geigera, J. Bengtsson, F. Berendse, et al. 'Persistent negative effects of pesticides on biodiversity and biological control potential on European farmland' in *Basic and Applied Ecology*, 11, 2010, pp. 97-105

³ R. Winspear, et al. 'The development of Farmland Bird Packages for arable farmers in England' in *Aspects of Applied Biology* 100, 2010, pp. 347-352

⁴ "The real prize of pesticides should be a factor 3 higher. Realistic pricing of pesticides would result in fairer competition with non-chemical control" in D. Pimentel, 'Environmental and

⁷ Convention on Biological Diversity, *Fourth National Report under the Convention on Biological Diversity*, Germany, 2010, <http://www.cbd.int/doc/world/de/de-nr-04-en.pdf>

⁸ Calcareous fens are rare and distinctive wetlands characterized by a substrate of non-acidic peat and dependent on a constant supply of cold, oxygen-poor groundwater rich in calcium and magnesium bicarbonates. Calcareous fens with *Cladium mariscus* are a priority habitat (7210) for conservation under the EU Habitats Directive.

⁷ *Otis tarda*

⁸ *Pterocles alcata*

⁹ *Falco naumanni*

¹⁰ P.F. Donald, R.E. Green, M.F. Heath, *Agricultural intensification and the collapse of Europe's farmland bird populations*, Proceedings of the Royal Society B, 2001, 268: pp. 25-29.

¹¹ *Erynnis tages*

¹² *Anthocharis cardamines*

¹³ *Phengaris arion*

¹⁴ *Maniola jurtina*

¹⁵ e.g. semi-natural grassland or heath/scrub. C. van Swaay, M. Warren, G. Lois, *Biotope Use and Trends of European Butterflies*, *Journal of Insect Conservation*, 10: pp.189-209, 2006.

¹⁶ HNV farmers generally receive low levels of CAP support as well. S.H. Gay et al., 2005.

¹⁷ S.H. Gay, B. Osterburg, D. Baldock, A. Zdanowicz, *Recent evolution of the EU Common Agricultural Policy (CAP): state of play and environmental potential*. MEACAP WP6 D4b, Federal Agricultural Research Centre, Braunschweig and Institute for European Environmental Policy, London, 2005.

¹⁸ G. Beaufoy, *EU policies for olive farming unsustainable on all counts*, WWF, Birdlife, 2001.

<http://www.wwf.org.uk/filelibrary/pdf/oliveoil.pdf>

¹⁹ Fundatia Adept, Romania, 2009, viewed on 26/04/2011, <http://www.fundatia-adept.org/>

²⁰ Machair Like, UK, viewed on 26/04/2011, <http://www.machairlife.org.uk/>

Economic Costs of the Application of Pesticides Primarily in the United States' in *Environment, Development, and Sustainability*, 7, 2005, pp. 229-252.

⁵ J. Pretty and H. Waibel. 'Paying the price: the full cost of pesticides' in *The Pesticide Detox. Towards a more sustainable agriculture*, J. Pretty (ed), Earthscan, London, 2005, pp. 39-54

⁶ TNS Opinion & Social. 'Food-related risks' in *Special Eurobarometer*, 354, November 2010

⁷ Policy Department Economic and Scientific Policy 'The benefits of strict cut-off-criteria on human health in relation to the proposal for a regulation concerning plant protection products' in *European Parliament Study*, PE 408.559, 2008

⁸ T. Colborn 'A case for revisiting the safety of pesticides: A closer look at neurodevelopment' in *Environmental Health Perspectives*, 114(1), 2006, pp. 10-17

⁹ European Food Safety Authority, '2008 Annual report on Pesticide residues' in *EFSA Journal*, 8(6), 2010.

¹⁰ S. Potts, *Valuing and managing UK pollination services for UK agriculture*, IEEM Spring Conference, University of Reading, 24th March 2010

¹¹ European Commission - Directorate General for Health and Consumers 'Analysis of the economic, social and environmental impacts of options for the long-term EU strategy against *Diabrotica virgifera* (Western Corn Rootworm), a regulated harmful organism of maize, to support the drafting of the Commission Impact Assessment' in *Evaluation Framework Contract*, Lot 3 (Food Chain), June 2009, p. 15

¹² Ibid, p. 39

¹³ Ibid, p. 29

FS10: The CAP & the global impact of EU agriculture

¹ APRODEV, 'EU CAP Reform 2013' in *CAP Lobby Brief 3*, February 2013, viewed on 06 June 2011

http://aprodev.eu/files/Trade/aprodev%20cap%20lobby%20brief%203_%20dumping_final.pdf

² Soy is the main agricultural commodity imported by the EU, Graph 7 'EU27 - Main Agricultural Imports', in European Commission - Directorate-General for Agriculture and Rural Development 'EU Agricultural Trade: Back on Track?' in *Monitoring Agri-trade Policy*, 01-10, June 2010, viewed on 06 June 2011, http://ec.europa.eu/agriculture/publi/map/01_10_en.pdf

³ The EU is currently only 20% self sufficient in plant proteins and is the largest global importer of soymeal, in 'Rohstoffversorgung sichern – Wettbewerbsfähigkeit der deutschen Futtermittel - und Lebensmittelwirtschaft erhalten', Mai 2008, viewed on 06 June 2011, <http://www.bll.de/download/positionspapiere/rohstoffversorgun g-sichern.pdf>

In the German feed industry: 78 % of the protein feed used in the EU has to be imported, only 22 % is home-grown, in *What's feeding our food? The environmental and social impacts of the livestock sector*, Friends of the Earth, December 2008, viewed on 06 June 2011,

http://www.foe.co.uk/resource/briefings/livestock_impacts.pdf

⁴ European Commission - Directorate-General for Agriculture and Rural Development 'EU Agricultural Trade: Back on Track?' in *Monitoring Agri-trade Policy*, 01-10, June 2010, viewed on 06 June 2011, http://ec.europa.eu/agriculture/publi/map/01_10_en.pdf

⁵ European Food Safety Authority - Scientific Opinion of the Panel on Animal Health and Welfare 'Animal health and welfare in fattening pigs in relation to housing and husbandry' in *The EFSA Journal*, 564, 2007, pp. 1-14, viewed on 06 June 2011,

<http://www.efsa.europa.eu/en/efsajournal/doc/564.pdf>

European Food Safety Authority - Scientific Opinion of the Panel on Animal Health and Welfare 'Scientific Opinion on the overall effects of farming systems on dairy cow welfare and disease' in

¹⁴ WWF, "Du poison dans l'eau du robinet : la face cachée de la politique agricole commune, 30 ans de scandale d'Etat !" in *Actualités*, 17 May 2010, viewed on 20 May 2011,

<http://www.wwf.fr/s-informer/actualites/du-poison-dans-l-eau-du-robinet-la-face-cachee-de-la-politique-agricole-commune-30-ans-de-scandale-d-etat-!>

¹⁵ Ministère de la Santé et des Sports 'Bilan de la qualité de l'eau au robinet du consommateur vis-à-vis des pesticides en 2008', 2008, viewed on 20 May 2011,

http://www.sante.gouv.fr/IMG/pdf/bilan_national_pesticides_2008.pdf

¹⁶ Cour des comptes, 'Les instruments de la gestion durable de l'eau' in *Rapport public annuel 2010*, February 2010, viewed on 20 May 2011, http://www.ccomptes.fr/fr/CC/documents/RPA/24_instruments-gestion-durable-eau.pdf

¹⁷ Agro-transfert 'Des projets pour répondre aux enjeux environnementaux et sociétaux de l'agriculture et des territoires', viewed on 20th May 2011, <http://www.agro-transfert-rt.org/>

The EFSA Journal, 1143, 2009, pp. 1-38, viewed on 06 June 2011,

<http://www.efsa.europa.eu/en/efsajournal/pub/1143.htm>

⁶ Cavailles, E. 'La relance des légumineuses dans le cadre d'un plan protéine: quels bénéfices environnementaux' in *Studies & Document*, 15, 2009, viewed on 06 June 2011,

http://www.developpement-durable.gouv.fr/IMG/pdf/E_D15.pdf

⁷ Friends of the Earth 'Healthy planet eating – How lower meat diets can save lives and the planet', October 2010, viewed on 06 June 2011,

http://www.foe.co.uk/resource/reports/healthy_planet_eating.pdf

⁸ Halderman, M. and Nelson, M. 'EU Policy-Making: Reform of the CAP and EU Trade in Beef and Dairy with Developing Countries' in *Pro-Poor Livestock Policy Initiative Working Paper*, 18, 2010, viewed on 06 June 2011,

http://www.fao.org/ag/againfo/programmes/en/pplpi/docarc/wp1_8.pdf

⁹ Elferink, E. and al. 'Does the Amazon suffer from BSE prevention?' in *Agriculture, Ecosystems and Environment*, 120, 2007, pp. 467-469, viewed on 06 June 2011,

<http://ivem.eldoc.ub.rug.nl/FILES/ivempubs/publart/2007/AgricEco sEnvElferink/2007AgricEcosysEnvirElferink.pdf>

¹⁰ 'Expansion of agriculture in the Amazon may impact climate', *Mongabay*, 19 September 2006, viewed on 06 June 2011,

<http://news.mongabay.com/2006/0919-amazon.html>

¹¹ Metz B., Davidson O.R., Bosch P.R., Dave R., Meyer L.A. (eds), *Climate Change 2007: Mitigation of Climate Change - Contribution of Working Group III to the Fourth Assessment Report of the Intergovernmental Panel on Climate Change*, Cambridge University Press, Cambridge, 2007.

¹² European Commission – Joint Research Centre 'Evaluation of the livestock sector's contribution to the EU greenhouse gas emissions', November 2010, viewed on 06 June 2011, http://ec.europa.eu/agriculture/analysis/external/livestock-gas/full_text_en.pdf

¹³ Sutton M.A., Oenema O., Willem Erisman J., Leip A., Van Grinsven H. & Winiwarter W. 'Too much of a good thing' in *Nature*, 472, 14 April 2011, pp. 159–161

¹⁴ Friends of the Earth 'Pastures New – A sustainable future for meat and dairy farming', July 2010, viewed on 06 June 2010, http://stopogm.net/webfm_send/287.

¹⁵ Cavailles, E. 'La relance des légumineuses dans le cadre d'un plan protéine: quels bénéfices environnementaux' in *Studies &*

Document, 15, 2009, viewed on 06 June 2011,

http://www.developpement-durable.gouv.fr/IMG/pdf/E_D15.pdf

¹⁶ Ibid

¹⁷ Compassion in World Farming 'Pig 'mega-farm' proposal', 20 January 2011, viewed on 06 June 2011, http://www.ciwf.org.uk/news/pig_farming/pig_mega_farm_proposal.aspx

FS11: The CAP & soil

¹ Crop rotation contributes to improved soil structure, diminished soil erosion, and better soil fertility and carbon storage in M. Al-Kaisi, M. Hanna, M. Tidman, *Crop rotation considerations for 2004 management season rotation*, IC-490(25) -- December 15, 2003 issue, pp. 185-186

<http://www.ipm.iastate.edu/ipm/icm/2003/12-15-2003/croproation.html>

² Vleeshouwer, *Global Change Biology*, 2002, 8:519

³ Nitrogen is supposed to feed plants but in fact helps to break down organic matter (Khan, J. *Environ. Qual*, 36: 1821, 2007)

⁴ European Environment Agency, "Soil — The forgotten resource" in *Signals — people and their environment*, October 2010, <http://www.eea.europa.eu/signals/articles/soil>

⁵ EC: Soil biodiversity: the invisible hero Soil biodiversity: functions, threats and tools for policy makers, February 2010

⁶ Van-Camp. L., Bujarrabal, B., Gentile, A-R., Jones, R.J.A., Montanarella, L., Olazabal, C. and Selvaradjou, S-K. *Reports of the Technical Working Groups Established under the Thematic Strategy for Soil Protection. Volume II – Erosion*. EUR 21319 EN/4, 872 pp. Office for Official Publications of the European Communities, Luxembourg, 2004.

⁷ European Commission, *Environment fact sheet: soil protection — a new policy for the EU*, 2007,

<http://ec.europa.eu/environment/pubs/pdf/factsheets/soil.pdf>

⁸ FAO, *Livestock's Long shadow*, Rome, 2006,

<ftp://ftp.fao.org/docrep/fao/010/a0701e/a0701e.pdf>

FS12: The CAP & Water quality

¹ Council, Directive 91/676/EEC of 12 December 1991 concerning the protection of waters against pollution caused by nitrates from agricultural sources, 1991, <http://eur-lex.europa.eu/LexUriServ/LexUriServ.do?uri=CELEX:31991L0676:EN:HTML>

² European Parliament and Council, Directive 2000/60/EC of 23 October 2000 establishing a framework for Community action in the field of water policy, 2000, <http://eur-lex.europa.eu/LexUriServ/LexUriServ.do?uri=OJ:L:2000:327:001:0072:EN:PDF>

³ European Commission, *LIFE and Europe's wetlands: Restoring a vital ecosystem*, Belgium, 2007, p.5 <http://ec.europa.eu/environment/life/publications/lifepublications/lifefocus/documents/wetlands.pdf>

⁴ Jones and Hughes, 1993; in Hoffman and Pedersen, 2007

⁵ P. Strosser, M. Pau Vall, E. P. Lötscher, *Water and agriculture: contribution to an analysis of a critical but difficult relationship*, http://ec.europa.eu/agriculture/envir/report/en/eau_en/report.htm

⁹ European Environment Agency, *The European environment – state and outlook 2010 (SOER 2010)*, 2010

<http://www.eea.europa.eu/soer/europe/soil/>

¹⁰ European Commission, 'Service contract: review of existing information on the interrelations between soil and climate change', 16 December 2008, viewed on 10.06.2011, http://ec.europa.eu/environment/soil/pdf/climsoil_report_d ec_2008.pdf

¹¹ European Commission, *Soil - a key resource for the EU*, September 2010, p. 3,

<http://ec.europa.eu/environment/pubs/pdf/factsheets/soil2.pdf>

¹² Proposed in 2006 but still blocked by 5 Member States

¹³ European Commission Joint Research Centre, "SoCo Project Sustainable Agriculture and Soil Conservation", 2008, viewed on 07/06/2011, <http://soco.jrc.ec.europa.eu>,

¹⁴ European Commission, *Requirement to keep land in good agricultural and environmental condition (GAEC)*, Fact sheet no. 8, May 2009, <http://soco.jrc.ec.europa.eu/documents/ENFactSheet-08.pdf>

¹⁵ European Land and Soil Alliance (ELSA), "Climate Change and Spatial Development" in *Local in Land & Soil News* 22/23, 2007

¹⁶ <http://www.vumop.cz/> - Research Institute for Soil and Water Conservation

¹⁷ Ministry of Agriculture (2009): Report on the State of Agriculture in 2008 - "Green Report"

⁶ DEFRA: Observatory monitoring framework – indicator data sheet,

http://archive.defra.gov.uk/evidence/statistics/foodfarm/enviro/observatory/indicators/d/de8_data.htm, 2012

⁷ National Audit Office (NAO), *Tackling diffuse water pollution in England: Environment Agency*, HC 188, Report by the Comptroller and Auditor General, Session 2010-11, Government of the U.K. (The Stationery Office), 2010

⁸ WWF Germany, *Breathless Coastal Seas: WWF briefing paper: Dead Ocean zones – a global problem of the 21st century*, WWF Deutschland, Frankfurt am Main, 2008

⁹ Main conclusions from the BERAS work www.beras.eu, 2010

¹⁰ United Utilities, "Sustainable Catchment Management Programme", United Utilities PLC 2011, viewed on 07/06/2011,

<http://www.unitedutilities.com/sustainablecatchmentmanagementprogramme.aspx>

FS13: The CAP & water scarcity

¹ European Environment Agency, "The water we eat — irrigated agriculture's heavy toll" in *Articles*, 2009, <http://www.eea.europa.eu/articles/the-water-we-eat>

² Plunge into the debate, Conference document, <http://www.ewc2009.eu/EWC2009-conferencedocument.pdf>, 2009.

³ OECD, *Environmental Performance of Agriculture in OECD Countries since 1990* (Main Report), Paris, France, 2008.

⁴ P. Gammeltoft, "Inland water brings life into the sea" conference, DG Environment, European Commission Unit for Water & Marine Protection, 2009.

⁵ J. Martin-Ortega, A. Markandya, *The costs of drought: the exceptional 2007-2008 case of Barcelona*, Basque Centre for Climate Change, November 2009.

⁶ C. Giannakopoulos, M. Bindi, M. Moriondo, P. LeSager and T. Tin, *Climate change impacts in the Mediterranean resulting from a 2°C global temperature rise*, WWF, 2005.

⁷ The Ramsar Convention on Wetlands of International Importance is an intergovernmental treaty that provides the framework for national action and international cooperation for the conservation and wise use of wetlands and their resources. [viewed on 31/05/2011]

http://www.ramsar.org/cda/en/ramsar-about-mission/main/ramsar/1-36-53_4000_0

⁸ L. Boccaccio, A. Brunner, A. Powell, *Could do Better: How is EU Rural Development Policy Delivering for Biodiversity?* BirdLife International, 2009.